



SECTIONS

ELEVATIONS



BRICK



SECTIONS

ELEVATIONS

CONCRETE



EARTH

ROCK

SAND


WATER

ALL MATERIALS

SECTIONS

ELEVATIONS

EARTH, ETC



GLASS

PLASTER

TILE

GLASS

PLASTER

TILE

SECTIONS

ELEVATIONS

GLASS, ETC



ALUMINUM

BRASS, ETC

CAST IRON


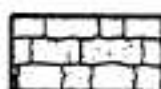
STEEL

ALL MATERIALS

SECTIONS

ELEVATIONS

METALS



CAST

CUT

RUBBLE


CUT

RUBBLE

SECTIONS

ELEVATIONS

STONE



END

FINISH

ROUGH

GRAIN

FINISH

SIDING

SECTIONS

ELEVATIONS

WOOD